



BETTER SOLUTIONS



AirJet®

AIR-BUBBLE
TECHNOLOGY



3
CHAMBERS



INDIVIDUAL
PROCESSES



TECHNICAL DATA SHEET

AirJet® 486 CRD TOPLINE



APPLICATION

- REFLOW AND SOLDERING PARTS
- CONFORMAL COATING

REMOVING

- FLUX RESIDUES
- COATING



GENERAL INFORMATION

CUSTOMLINE CLEANING SYSTEM

The **Customline section** is meant for customers who have specific requirements. Together we will configure the cleaning system to achieve the highest efficiency and quality of cleaning according to your wishes and expectations.

DEVELOPED AND INTENDENT FOR RECOMMENDED

APPLICATION

- REFLOW AND SOLDERING PARTS
- CONFORMAL COATING

REMOVING

- FLUX RESIDUES
- COATING

CLEANING TECHNOLOGY

The AirJet® series cleaning systems represent unique **Air-bubbling technology** developed and manufactured by DCT. All three chambers can be used at the same time, which increases the cleaning capacity of the system and reduces cross-contamination compared to single-chamber systems.

CHAMBERS & PROCESSES

- 3 PROCESS CHAMBERS
- 3 PROCESSES - CLEANING, RINSING, DRYING

PROCESS CONTROL

- **Liquid replacement notification** - cycle counting
- **Minimum level warning** - cleaning and rinsing fluid

CLEANING SYSTEMS

AirJet® 486 CRD

Watch our video

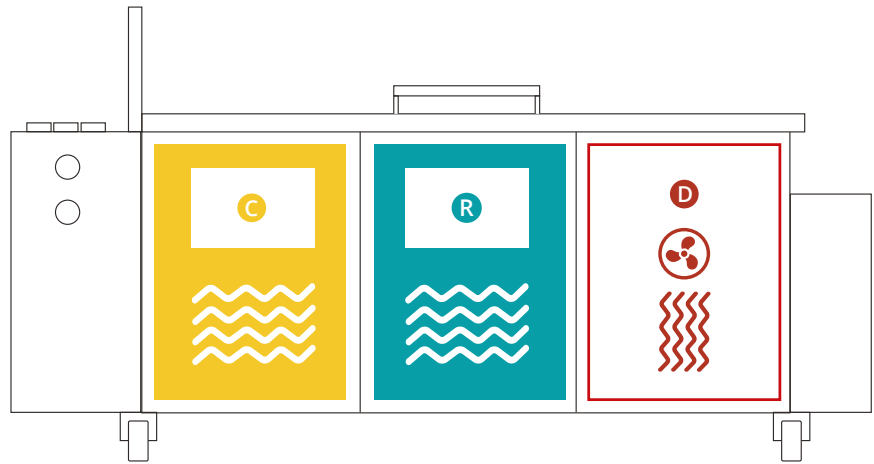


3 PROCESS CHAMBERS



3 PROCESSES

- C** CLEANING
- R** RINSING
- D** DRYING



CLEANING PARAMETRES

Cleaning Application	Suitability	Recommended processes temperature		Total usual process time	Capacity per 8 hours
		°C	°F		
Reflow and soldering parts	★	20 – 60°C	86 – 122 °F	35 min.	192 **
Conformal coating	★	20 – 60°C	86 – 122 °F	35 min.	192 **

LEGEND: ★ HIGHLY RECOMMENDED ★ RECOMMENDED ★ APPLICABLE

* PCBA eurocards / per 8 hours (calculated for dimension of 100 x 160 mm / 3.94 x 6.3 in)
 ** Parts in soldering coating palette / per 8 hours (320 x 500 x 50 mm / 12,6 x 19,7 x 1,97 in)
 *** Stencils, pumpprints larger than 736 x 736 mm / 29 x 29 in



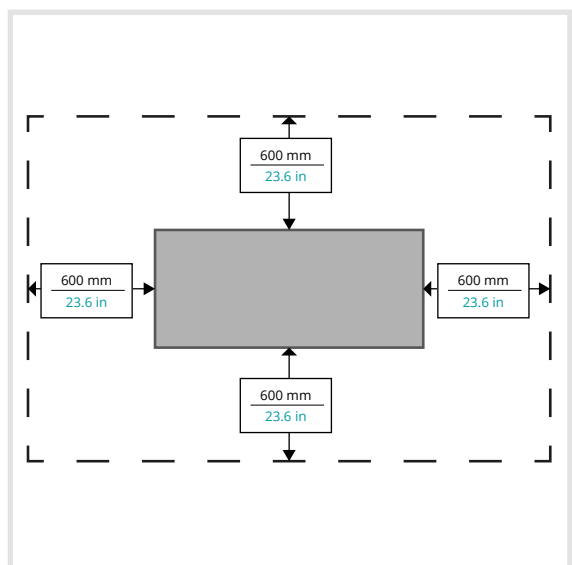
TECHNICAL PARAMETERS

	metric units	imperial units
Dimensions (w x l x h)	1800 x 1080 x 1150 mm	70.8 x 42.5 x 45.3 in
Weight	310 Kg	683 lbs
Ø energy consumption per cycle	1,65 kWh	1.65 kWh
Cleaning and rinsing fluid consumption per cycle	0,05 – 0,3 l	0.01 – 0.08 gal
Compressed air consumption per cycle	83 l / 5 Bar	21,93 gal / 72.5 PSI
Max. dimensions of the cleaned parts	400 x 778 x 600 mm	15.75 x 30.62 x 23.62 in
Temperature range setting of the cleaning and rinsing fluid	From ambient temperature to 60°C	From ambient temperature to 140°F
Temperature range setting of the drying	From ambient temperature to 80°C	From ambient temperature to 176°F
Noise level	< 70 dB	< 70 dB
Device control	PLC + 4,3" touchscreen	PLC + 4.3" touchscreen
Volume of the storage tanks (clean, rinse)	100 l	26,42 gal

DIMENSIONS



MINIMUM SERVICE SPACE AROUND THE MACHINE



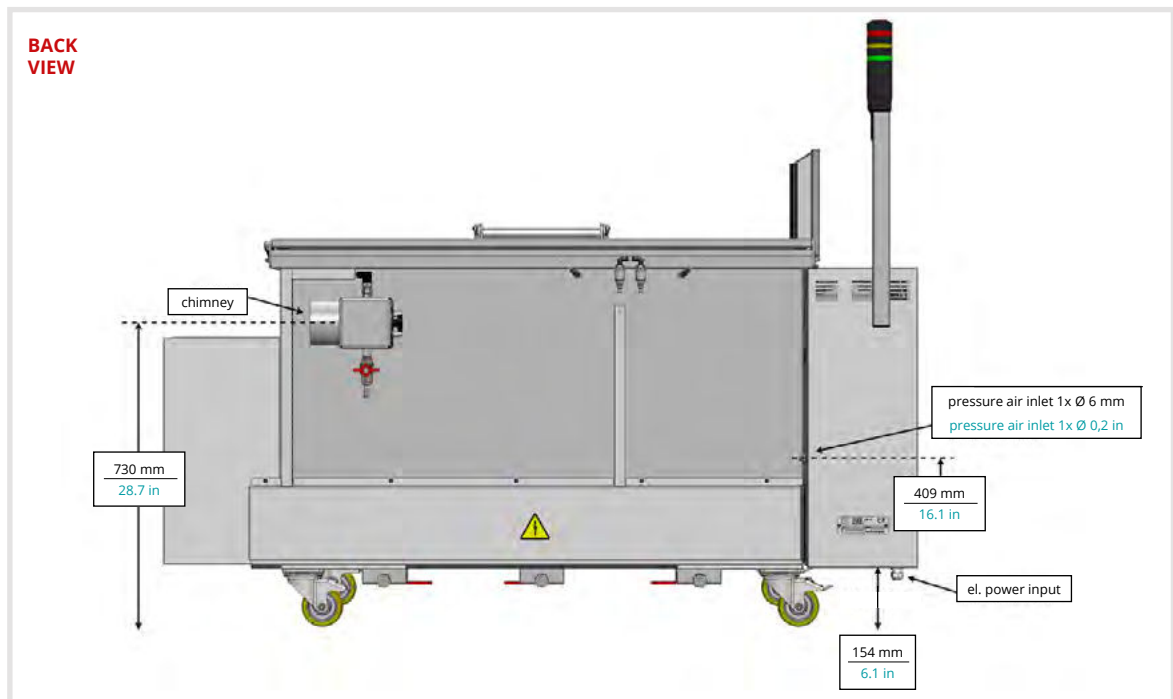


INSTALLATION REQUIREMENTS

	metric units	imperial units
Power supply	400V, 32A, 50Hz* (3+N+PE)	400V, 32A, 60Hz* (3+N+PE)
Pmax	9,5 kW	9.5 kW
Compressed air connection	Pipe Ø 6 mm - 5 m	Pipe ID 0.24 - 196,9 in
Recommended working pressure	2 – 4 Bar	29 – 58 PSI
Compressed air quality	3. Class **	3. Class **
Exhaust pipe diameter	Ø 100 mm	ID 3.94 in
Exhaust pipe capacity	380 m ³ /h	13 400 ft ³ /hod
Minimum liquid for first run	2 x 50 l	2 x 13,21 gal
Service space required around the device	600 mm	23.6 in

* When using frequency convertor

** According to the norm ISO 8573-1



STANDARD EQUIPMENT



MECHANICAL EQUIPMENT

Castor wheels with brakes - BLICKLE

Spare parts (base kit)



ELECTRO EQUIPMENT

PLC controller+ 4,3" touchscreen display - IDEC

Heating system - cleaning and rinsing fluid

Drying system - hot air

Emergency stop button - EATON

ESD earthing point - for operator



SOFTWARE EQUIPMENT

Language version - Czech + English

Three programs with individually settable parameter

Three-level logging rights - operator, maintenance, engineer

Minimum level warning - cleaning and rinsing fluid

Liquid and filter replacement notification – cycle counting

MANDATORY EQUIPMENT



Status light main + acoustic signalization IDEC

OPTIONAL EQUIPMENT



HARDWARE EQUIPMENT

Stainless steel drip tray - ESD floor protection

External portable pump

Drain valve with lock



ELECTRO EQUIPMENT

Control of external exhaust ventilator - instalation at customer

Transformer with/without UL



SOFTWARE EQUIPMENT

Language mutation (CZE, ENG, GER, POL, CHI, RUS, ITA, SPA, MAY, HUN)



TRACEABILITY

Traceability OFF line



BASKETS, HOLDERS AND STANDS EQUIPMENT

Mechanical basket

Mechanical basket - folding handle

Mechanical holder for basket



EXTERNAL TANKS AND ACCESSORIES

1000l IBC tank



For more information, a list of options and a selection of suitable equipment, please contact a DCT specialist in your country or the manufacturer directly.



DCT QUALITY

All of the InJet®, AirJet® and Sonix® cleaning systems developed by DCT are characterised by the highest quality on the market, high reliability, ease of use, simple maintenance, an extremely long lifespan, and the longest warranty on the cleaning system market.

These afore-mentioned benefits are achieved by the **precise manual production** of the cleaning systems in the Czech Republic, and thanks to the superior quality of the used materials and components.

Cleaning systems boast a **unique all-stainless-steel construction**, which is welded manually from AISI 304 and AISI 316 stainless steel and then chemically passivated.

The cleaning systems are designed and manufactured with a focus on **ease of use** by operators, **simple maintenance**, and **smart process parameter setting**. They are equipped with industrial PLC IDEC, a well arranged colour touch display with 3-level access (operator, maintenance, engineer), and with 3 or 5 adjustable cleaning programmes as standard.

The device **automatically and permanently checks** all **processes, operating fluid levels** and **process temperatures**, and also gives timely notification of the need to replace individual consumables or fluids.

Monitoring of the cleaning process history, whether offline or online, is ensured by an optional traceability function.

A wide range of **standard hardware** and **software equipment** is available for every cleaning system. However, DCT also excels by its **flexibility when resolving non-standard** cleaning systems and their accessories.

Our cleaning systems, together with our cleaning fluids and local application and technical support, bring you a long-term reliable, powerful and stable cleaning process, even under the most demanding continuous operation conditions.

With all its cleaning systems, DCT offers a **wide range of hardware and software equipment**, special frames with hitches for the parts you want to clean, and countless variants in addition to the basic process monitoring options which use traceability.



For more information, a list of options and a selection of suitable equipment, please contact a DCT specialist in your country or the manufacturer directly.



STAINLESS STEEL DESIGN

- Main support frame
- Storage tanks
- Process chambers
- Fluid and air distribution systems
- Spray arms and nozzles
- Mechanical high-capacity filters
- Process chamber door frame and handle
- External shielding
- Active filters for rinsing DI water

Date of issue: **10/2023**

AirJet® is a registration trademark of DCT Czech s.r.o.

DCT Czech s.r.o.,
Tovární 85, 679 21 Černá Hora, Czech republic
e-mail: info@dct.cleaning, www.dct.cleaning