



BETTER SOLUTIONS



InJet®

SPRAY IN AIR
TECHNOLOGY



CHAMBER



INDIVIDUAL
PROCESSES



TECHNICAL DATA SHEET

InJet® 3179 CRD CUSTOMLINE

Big Board



APPLICATION

- STENCIL, MISPRINT, SQUEEGEE
- PUMPRINT
- PCBA

REMOVING

- SOLDER PASTES
- SMT ADHESIVES
- FLUX



GENERAL INFORMATION

CUSTOMLINE CLEANING SYSTEM

The **Customline section** is meant for customers who have specific requirements. Together we will configure the cleaning system to achieve the highest efficiency and quality of cleaning according to your wishes and expectations.

DEVELOPED AND INTENDED FOR RECOMMENDED

APPLICATION

- STENCIL, MISPRINT, SQUEEGEE
- PUMPRINT
- PCBA

REMOVING

- Solder pastes
- SMT adhesives
- Flux

CLEANING TECHNOLOGY

The InJet® 388 series cleaning systems represent unique **vertical Spray-In-Air technology developed** and manufactured by DCT. The vertically installed Spray-In-Air device minimizes the shadowing effect commonly seen in horizontal cleaners, and maximizes the efficiency of the cleaning process as the cleaning fluid is sprayed directly onto the cleaned component.

CHAMBERS & PROCESSES

- 1 PROCESS CHAMBER
- 3 PROCESSES - CLEANING, RINSING, DRYING

PROCESS CONTROL

- Real-time cleaning fluid pressure monitoring
- Control system of fluids limit pressures
- Liquid and filter replacement notification - cycle counting
- Minimum level warning - cleaning and rinsing fluid
- Conductivity measurement - rinse

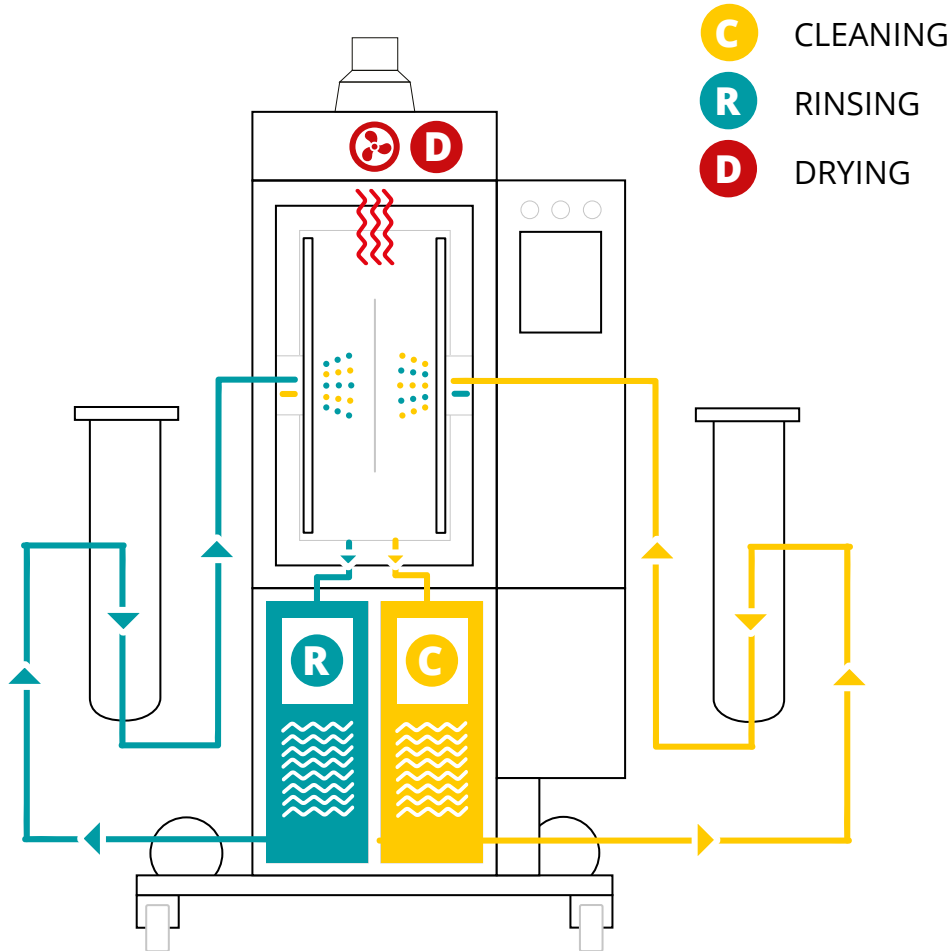
Watch our video



1 PROCESS CHAMBER



3 PROCESSES



- C** CLEANING
- R** RINSING
- D** DRYING



CLEANING PARAMETRES

Cleaning Application	Suitability	Recommended processes temperature		Total usual process time	Capacity per 8 hours
Stencil, misprint, squeegee	★	20 – 40°C	68 – 104 °F	18 min.	54 / 27 ***
PumPrint	★	40 – 55°C	104 – 131 °F	18 min.	54 / 27 ***
PCBA	★	35 – 55°C	95 – 131 °F	30 min.	768 *

LEGEND: ★ HIGHLY RECOMMENDED ★ RECOMMENDED ★ APPLICABLE

* PCBA eurocards / per 8 hours (calculated for dimension of 100 x 160 mm / 3.94 x 6.3 in)

** Parts in soldering coating palette / per 8 hours (320 x 500 x 50 mm / 12,6 x 19,7 x 1,97 in)

*** Stencils, pumpprints larger than 736 x 736 mm / 29 x 29 in



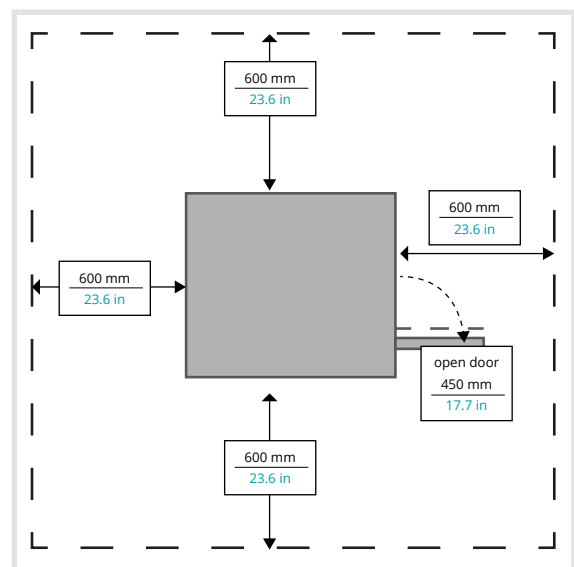
TECHNICAL PARAMETERS

	metric units	imperial units
Dimensions (w x l x h)	1170 x 2160 x 2015 mm	46.1 x 85 x 79.3 in
Weight	900 kg	1984 lbs
Ø energy consumption per cycle	2,5 kWh	2.5 kWh
Cleaning and rinsing fluid consumption per cycle	0,05 – 0,3 l	0.01– 0.08 gal
Compressed air consumption per cycle	1500 l / cycle	396.26 gal / cycle
Max. dimensions of the cleaned parts	100 x 1700 x 900 mm	3.94 x 66.93 x 35.43 in
Exchangeable mechanical filter of cleaning and rinsing fluid	5 – 200 µm	5 – 200 µm
Operating pressures	cleaning: 1,5 Bar – 3,5 Bar, rinsing: 0,3 Bar – 2,0 Bar	cleaning: 21.76 PSI – 50.76 PSI, rinsing: 4.35 PSI – 29 PSI
Cleaning fluid flow rate	400 l / min	105.67 gal / min
Temperature range setting of the cleaning and rinsing fluid	From ambient temperature to 60°C	From ambient temperature to 140°F
Conductivity range settings of the rinsing fluid in the tanks.	0 – 2000 µS/cm	0 – 2000 µS/cm
Temperature range setting of the drying	From ambient temperature to 80°C	From ambient temperature to 176°F
Noise level	< 70 dB	< 70 dB
Device control	PLC + 8,4" touchscreen	PLC + 8.4" touchscreen
Volume of the storage tanks	125 l	33 gal

DIMENSIONS



MINIMUM SERVICE SPACE AROUND THE MACHINE

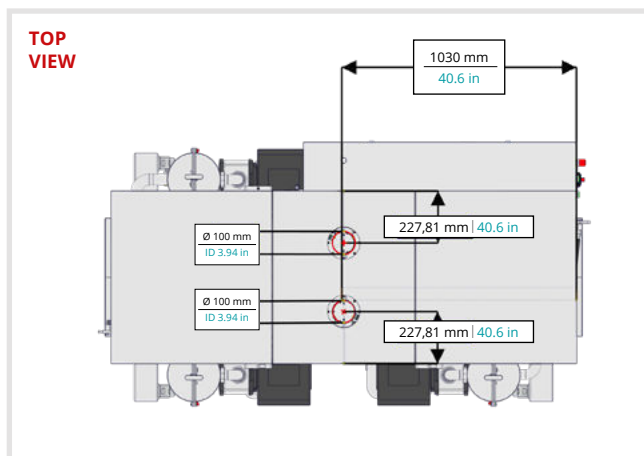
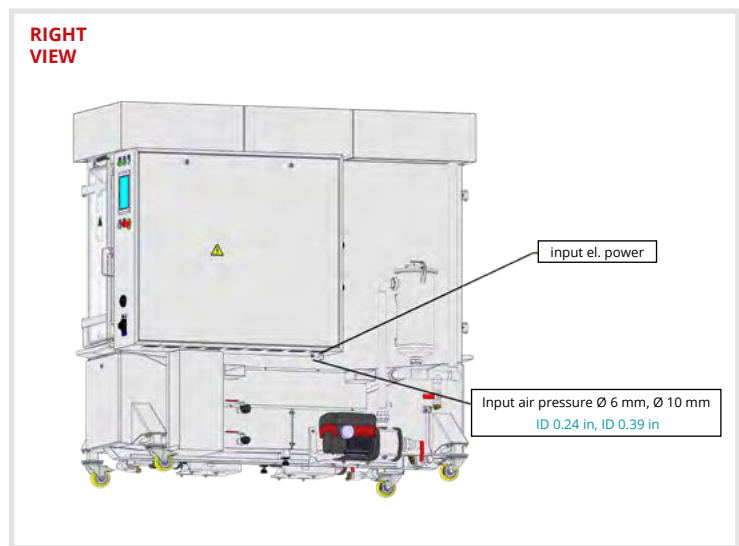
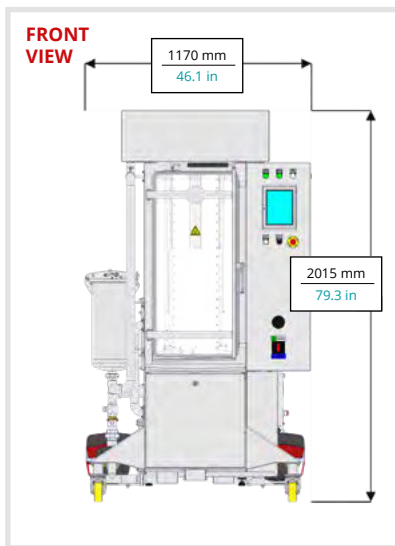




INSTALLATION REQUIREMENTS

	metric units	imperial units
Power supply	400V, 32A, 50Hz (3+N+PE)	UL 400V, 32A, 60Hz* (3+N+PE)
Pmax	12 kW	12 kW
Compressed air connection	Pipe Ø 6 mm and Ø 10 mm - 5 m	Pipe ID 0.24 in and ID 0,39 in - 196,9 in
Recommended working pressure	4,5- 6 Bar	65.25 – 87 PSI
Compressed air quality	3. Class **	3. Class **
Exhaust pipe diameter	Ø 100 mm	ID 3.94 in
Exhaust pipe capacity	380 m3/h	13400 ft3/h
Minimum liquid for first run	2 x 95 l	2 x 25.1 gal
Service space required around the device	600 mm	23.6 in

* When using frequency convertor
 ** According to the norm ISO 8573-1



STANDARD EQUIPMENT



MECHANICAL EQUIPMENT

Filtration of mechanical particles

Chimney flap - automatic

Draft diverter with drip plate - 100 mm

Pressurized air coupling for external pump connection

Castor wheels with brakes - BLICKLE

Door lock - automatic

Manual air-bleeding for pumps

Mechanical filter lock

Glass level gauge in stainless steel housing

Spare parts (base kit)



ELECTRO EQUIPMENT

PLC controller + 8,4" touchscreen display

Heating system - cleaning fluid, rinsing fluid

Emergency stop button

ESD earthing point - for operator



SOFTWARE EQUIPMENT

Language version - Czech + English

Five programs with individually settable parameter

Three-level logging rights - operator, maintenance, engineer

Minimum level warning - cleaning, pre-rinsing and rinsing fluid

Liquid and filter replacement notification – cycle counting

Control system of fluids limit pressures

Real-time cleaning fluid pressure monitoring

MANDATORY EQUIPMENT



Status light main + acoustic signalization

Conductivity measurement - rinse 0-2000 µS - blocking optional

OPTIONAL EQUIPMENT



HARDWARE EQUIPMENT

- 2PR filtrace pro Bigboard
- Automatic cleaning agent refilling (without pump)
- Automatic cleaning agent discharging (without pump)
- Automatic rinsing water refilling (without pump)
- Automatic rinsing water discharging(without pump)
- Common fluids draining- manual control
- Stainless steel drip tray - ESD floor protection
- External portable pump
- External pump for automatic discharge
- Integrated pump for automatic discharge
- Integrated pump for manual discharge
- Filtration sandwich - external
- Drain valve with lock
- Squeegees VD



ELECTRO EQUIPMENT

- Control of external exhaust ventilator - instalation at customer
- Electronic control - drying spirals functionality
- Frequency convertor
- Transformer with/without UL



SOFTWARE EQUIPMENT

- Fluid heating timer - clening and rinsing
- Modification of cleaning system for 3rd class flammable liquid
- Language mutation (CZE, ENG, GER, POL, CHI, RUS, ITA, SPA, MAY, HUN)



TRACEABILITY

- Traceability OFF line
- Traceability ON line

OPTIONAL EQUIPMENT



FRAMES EQUIPMENT

Frames for PCBs

Frames for frameless stencils

Frames for squeegees



TROLLEYS, STANDS, HOLDERS EQUIPMENT

Mechanical table holder for a mechanical carrier frames

Mechanical manipulation trolley of PCB holders - 10 positions

Mechanical manipulation trolley of PCB holders - 8positions



EXTERNAL TANKS AND ACCESSORIES

Tank - 200l - rinse fluid

Conductivity measurement

Tank - 200l - cleaning fluid (readymix)

Air-based fluid mixing

Heating the fluids in the tanker (200 L)

Tank - 200l - cleaning fluid (concentrate) + dosing pump

1000l IBC tank

Monitoring the level in discharge external tank - IBC 1000 l

Monitoring the level in external tank for DI water - IBC 1000 l

Water pump with pressure tank



For more information, a list of options and a selection of suitable equipment, please contact a DCT specialist in your country or the manufacturer directly.



DCT QUALITY

All of the InJet®, AirJet® and Sonix® cleaning systems developed by DCT are characterised by the highest quality on the market, high reliability, ease of use, simple maintenance, an extremely long lifespan, and the longest warranty on the cleaning system market.

These afore-mentioned benefits are achieved by the **precise manual production** of the cleaning systems in the Czech Republic, and thanks to the superior quality of the used materials and components.

Cleaning systems boast a **unique all-stainless-steel construction**, which is welded manually from AISI 304 and AISI 316 stainless steel and then chemically passivated.

The cleaning systems are designed and manufactured with a focus on **ease of use** by operators, **simple maintenance**, and **smart process parameter setting**. They are equipped with industrial PLC IDEC, a well arranged colour touch display with 3-level access (operator, maintenance, engineer), and with 3 or 5 adjustable cleaning programmes as standard.

The device **automatically and permanently checks** all **processes, operating fluid levels** and **process temperatures**, and also gives timely notification of the need to replace individual consumables or fluids.

Monitoring of the cleaning process history, whether offline or online, is ensured by an optional traceability function.

A wide range of **standard hardware** and **software equipment** is available for every cleaning system. However, DCT also excels by its **flexibility when resolving non-standard** cleaning systems and their accessories.

Our cleaning systems, together with our cleaning fluids and local application and technical support, bring you a long-term reliable, powerful and stable cleaning process, even under the most demanding continuous operation conditions.

With all its cleaning systems, DCT offers a **wide range of hardware and software equipment**, special frames with hitches for the parts you want to clean, and countless variants in addition to the basic process monitoring options which use traceability.



For more information, a list of options and a selection of suitable equipment, please contact a DCT specialist in your country or the manufacturer directly.



STAINLESS STEEL DESIGN

- Main support frame
- Storage tanks
- Process chambers
- Fluid and air distribution systems
- Spray arms and nozzles
- Mechanical high-capacity filters
- Process chamber door frame and handle
- External shielding
- Active filters for rinsing DI water

Date of issue: **10/2023**

InJet® is a registration trademark of DCT Czech s.r.o.

DCT Czech s.r.o.,
Tovární 85, 679 21 Černá Hora, Czech republic
e-mail: info@dct.cleaning, www.dct.cleaning