



TRACEABILITY GUIDE

Access to data of cleaning process.

Enables to connect, manage, monitor and operate DCT cleaning devices with help of intuitive user interface.

In various versions of DCT Traceability Option we provide access to cleaning device process data.

Different levels of Traceability offers correct solution for various customer's requirements, from basic one when cleaning data are stored on inserted SD card to various online versions when is possible to connect DCT cleaning device to customer's network and get remote access to machine operation and cleaning process data.

BETTER SOLUTIONS



DCT TRACEABILITY VERSION OVERVIEW

PART NO.	DESCRIPTION	FULFILL INDUSTRY 4.0 REQUIREMENTS	POSSIBLE TO SCAN BARCODES	AVAILABLE FOR:	PAGE:
----------	-------------	-----------------------------------	---------------------------	----------------	-------

1. TRACEABILITY OFFLINE, SD, FILE

10118	Traceability offline, SD card, file	✗	✗	ALL TYPES	3
10119	Traceability offline, Barcode Reader, SD card, file	✗	✓		5

2. TRACEABILITY ONLINE, PC WIN, FILE + PC CONFIGURATION

10122	Traceability online, PC WIN, file + PC configuration	✗	✗	ALL TYPES	7
10123	Traceability online, PC win, Barcode Reader, file + PC configuration	✗	✓		9

3. TRACEABILITY ONLINE, PC WIN, OPC SERVER CD, NO FILE

10127	Traceability online, PC WIN, OPC Server CD, no file	✓	✗	ALL TYPES	12
10129	Traceability online, PC WIN, Barcode Reader, OPC Server CD, no file	✓	✓		14

4. TRACEABILITY ONLINE, PC WIN, CUSTOMER MES MODIFICATION, NO FILE

10151	Adaptation of the data format for possible storage in the customer's information system			ALL TYPES	16
--------------	---	--	--	-----------	-----------

5. TRACEABILITY FOR ROSE

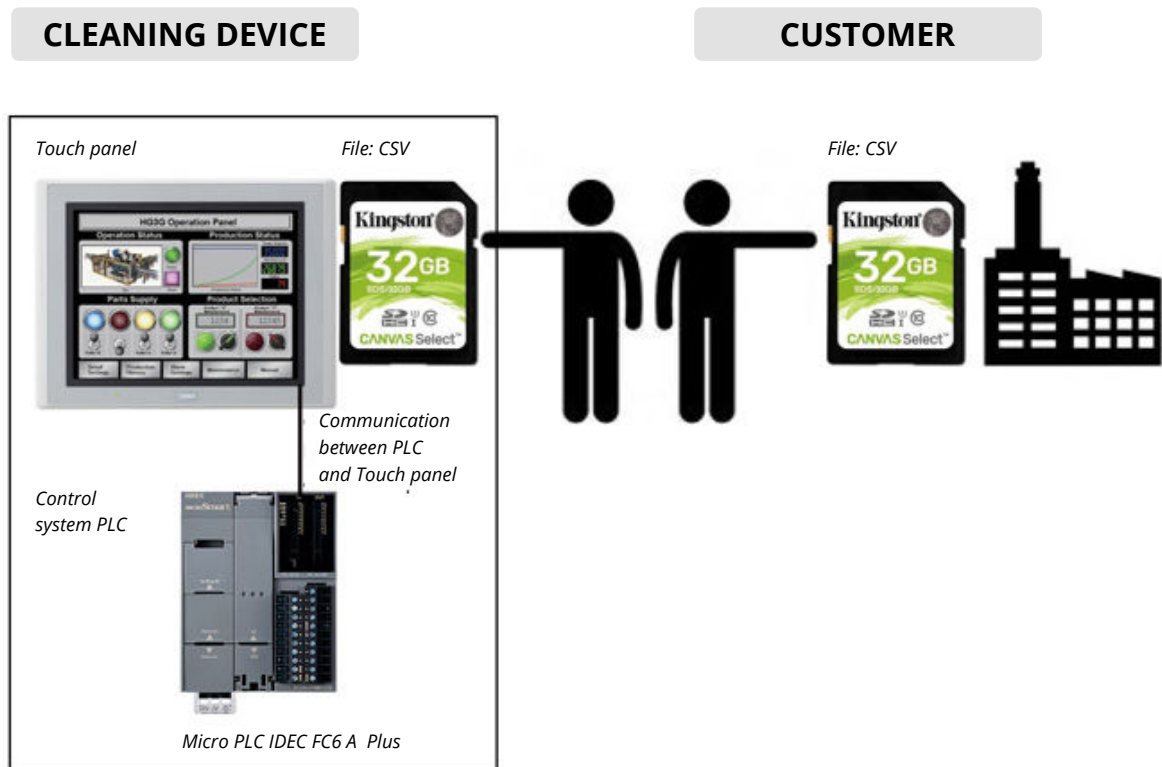
10131	Traceability ROSE, SD card, file	✗	✗	ROSE 32 ROSE 54	18
10132	Traceability ROSE online, PC WIN, file	✗	✗		19
10133	Traceability ROSE online, Barcode Reader, PC WIN, file	✗	✓		20

6. TECHNICAL PARAMETERS

22

1. TRACEABILITY OFFLINE, SD CARD, FILE

10118 Traceability offline, save CSV file to SD card



Basic version of Traceability when general process data like set times, temperatures, conductivity levels, conductivity and cycle number are stored to CSV file in cleaning system touch screen SD card.

SD card with CSV file is able to remove from cleaning system and copy data to customer's PC or other device for other processing. Also is possible to download CSV file to customer's USB stick thru USB socket installed on back side of cleaning system.

Cleaning system is not possible to connect to customer's PC or intranet.
This version of Traceability not fulfill Industry 4.0 requirements.

P/N 10118 is always necessary to combine with some level of log file,
due to requested type of data logged into CSV file.

1. TRACEABILITY OFFLINE, SD CARD, FILE

10118 Traceability offline, save CSV file to SD card

→
BASIC
LEVEL

PART NUMBER:	NAME:
10118	TRACEABILITY OFFLINE, CSV TO SD CARD
	Not fulfill Industry 4.0 requirements
	Output is CSV file stored on SD in touch screen
	Not possible to connect cleaning system to intranet or PC
	CSV file is possible to copy from SD card or USB flash disc
INCLUDE:	SD card, user manual
NOT INCLUDE:	SW for data processing and SW support

→
OPTIONS

10118A	BASIC PROCESS DATA LOG
	Set of basic process data logged to CSV file
INCLUDE:	Program number, set process times, set temperatures, conductivity value, total cycle number
10118B	CLEANING PROCESS PRESSURE LOGGED TO CSV FILE
INCLUDE:	Average cleaning process pressure
10118C	PRE-RINSING PROCESS PRESSURE LOGGED TO CSV FILE
INCLUDE:	Average pre-rinsing process pressure
10118D	RINSING PROCESS PRESSURE LOGGED TO CSV FILE
INCLUDE:	Average rinsing process pressure
10118E	NUMBER OF CYCLES TO EXCHANGE
INCLUDE:	Values of cycle counters to exchange process fluids and filters

1. TRACEABILITY OFFLINE, BARCODE READER, SD CARD, FILE

10119 Traceability offline, Barcode Reader, save CSV file to SD card



Basic version of Traceability when general process data like set times, temperatures, conductivity levels, conductivity and cycle number are stored to CSV file in cleaning system touch screen SD card.

PLC is ready ready for connection of Barcode Reader. Customer can choose standard DCT Barcode Reader (P/N 10119A) or use own Barcode Reader when DCT need to setup its setting (P/N 10119B).

SD card with CSV file is able to remove from cleaning system and copy data to customer's PC or other device for other processing.

Cleaning system is not possible to connect to customer's PC or intranet. This version of Traceability not fulfill Industry 4.0 requirements.

P/N 10119 is always necessary to combine with some type of Barcode Reader (P/N 10119 or 10119) and some level of log file, due to requested type of data logged into CSV file.

Scanning of Barcode is always done after finish of cleaning cycle.

1. TRACEABILITY OFFLINE, BARCODE READER, SD CARD, FILE

10119 Traceability offline, Barcode Reader, save CSV file to SD card

→
BASIC
LEVEL

PART NUMBER: NAME:

10119 TRACEABILITY OFFLINE + BARCODE READER, CSV TO SD CARD

Not fulfill Industry 4.0 requirements

Output is CSV file stored on SD in touch screen

Not possible to connect cleaning system to intranet or PC

CSV file is possible to copy from SD card ot USB flash disc

INCLUDE: SD card, ready for connection of Barcode Reader, user manual

NOT INCLUDE: Barcode Reader, SW for data processing and SW support

→
OPTIONS

10119A BARCODE READER HD-2 XENON

INCLUDE: Barcode Reader, USB cable, holder, installation.

REQUIRE: Mandatory is to combine with P/N 10119H Barcode logging

10119B CONNECTION OF CUSTOMER'S BARCODE READER

INCLUDE: Connection and setting of customer's Barcode Reader

REQUIRE: Delivery of customer's Barcode Reader to DCT
Mandatory is to combine with P/N 10119H Barcode logging

10119C BASIC PROCESS DATA LOG

Set of basic process data logged to CSV file

INCLUDE: Program number, set process times, set temperatures, conductivity value, total cycle number

10119D CLEANING PROCESS PRESSURE LOGGED TO CSV FILE

INCLUDE: Average cleaning process pressure logged to CSV file

10119E PRE-RINSING PROCESS PRESSURE LOGGED TO CSV FILE

INCLUDE: Average pre-rinsing process pressure logged to CSV file

10119F RINSING PROCESS PRESSURE LOGGED TO CSV FILE

INCLUDE: Average rinsing process pressure logged to CSV file

10119G NUMBER OF CYCLES TO EXCHANGE

INCLUDE: Values of cycle counters to exchange process fluids and filters logged to CSV file

10119H BARCODE LOGGING

INCLUDE: SW setup to be able to scan Barcodes after finish of cleaning cycle

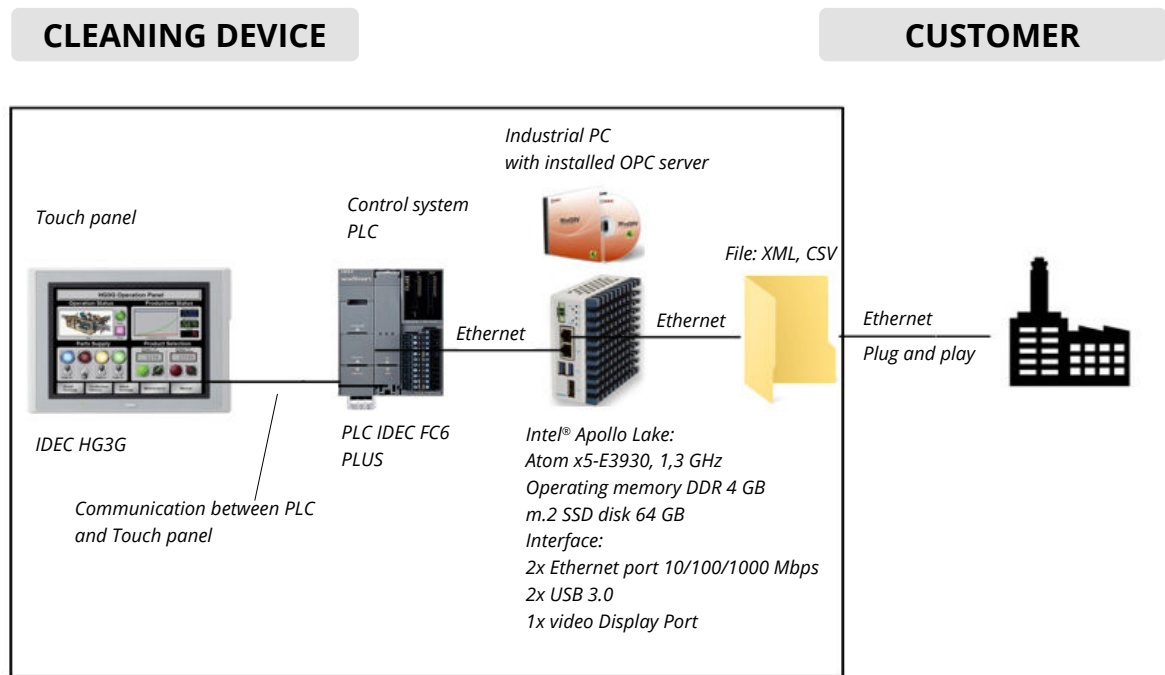
10119I SELECTION OF CLEANING PROGRAM BASED ON BARCODE

INCLUDE: Automatic setting of cleaning programm due to scanned type of Barcode

LIMIT: Maximum number of Barcodes in machine library is 10
For higher amount of Barcodes is necessary to multiply this unit in quote/PO

2. TRACEABILITY ONLINE, PC WIN, FILE + PC CONFIGURATION

10122 Traceability online + PC WIN, save CSV or XML file to PC HDD



With this version of Traceability is possible to stored process data on embadded industrial PC operated by Windows which is installed directly inside cleaning system. Process data are recorder to CSV or XML file on PC HDD.

Is possible to set customer's IP address and copy stored data from PC HDD to any device connected to customer's network. This version of Traceability not fulfill Industry 4.0 requirements.

P/N 10122 is always necessary to combine with some level of log file, due to requested type of data logged into CSV or XML file.

2. TRACEABILITY ONLINE, PC WIN, FILE + PC CONFIGURATION

10122 Traceability online + PC WIN, save CSV or XML file to PC HDD

→
BASIC
LEVEL

PART NUMBER: NAME:

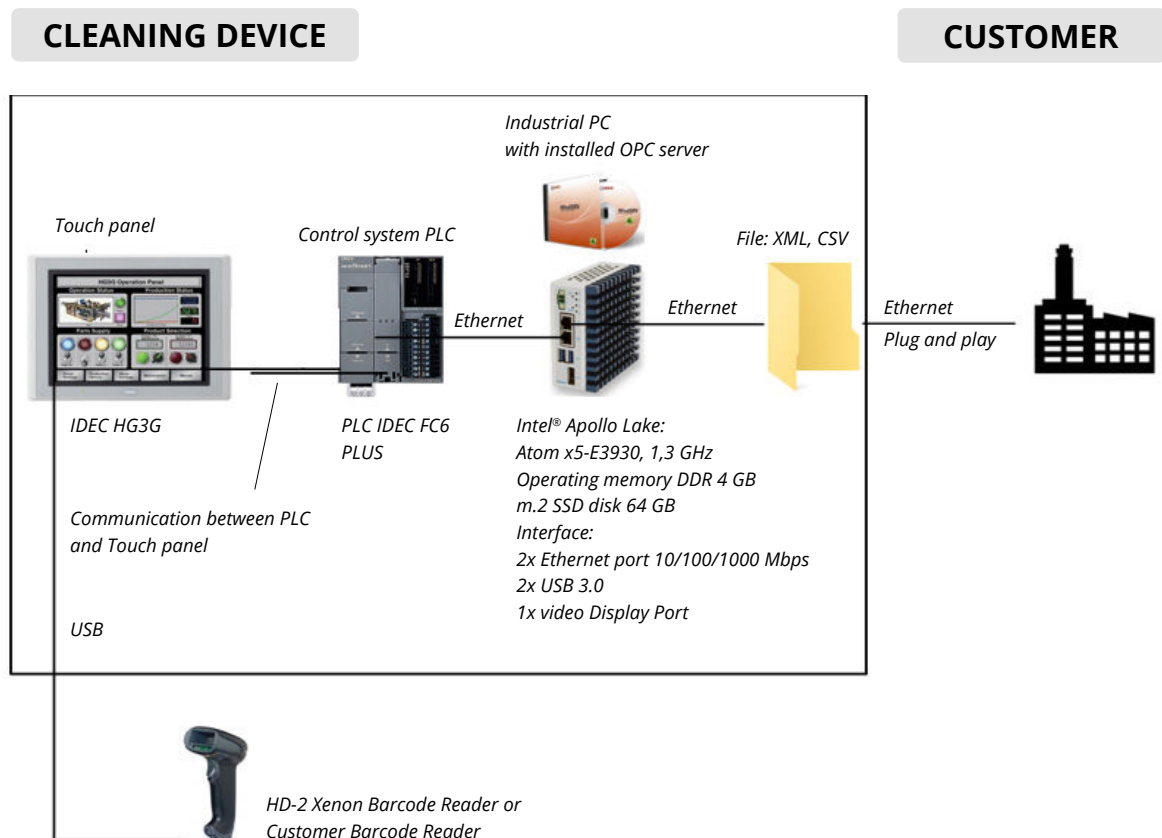
10122	TRACEABILITY ONLINE + PC WIN, SAVE CSV OR XML FILE TO PC HDD
	Not fulfill Industry 4.0 requirements
	Output is CSV or XML file stored on HDD of industrial PC installed in cleaning system
	Is possible to set customer's IP address
INCLUDE:	Installation and setup of embedded PC with Windows
NOT INCLUDE:	PC screen and SW support

→
OPTIONS

10122A	BASIC PROCESS DATA LOG
	Set of basic process data logged to CSV or XML file
INCLUDE:	Program number, set process times, set temperatures, conductivity value, total cycle number
10122B	CLEANING PROCESS PRESSURE LOGGED TO CSV OR XML FILE
INCLUDE:	Average cleaning process pressure logged to CSV file
10122C	PRE-RINSING PROCESS PRESSURE LOGGED TO CSV OR XML FILE
INCLUDE:	Average pre-rinsing process pressure
10122D	RINSING PROCESS PRESSURE LOGGED TO CSV OR XML FILE
INCLUDE:	Average rinsing process pressure logged to CSV or XML file
10122E	NUMBER OF CYCLES TO EXCHANGE
INCLUDE:	Values of cycle counters to exchange process fluids and filters logged to CSV or XML file

2. TRACEABILITY ONLINE, PC WIN, BARCODE READER, FILE + PC CONFIGURATION

10123 Traceability online, PC WIN, Barcode Reader, save CSV or XML file to PC HDD



With this version of Traceability is possible to stored process data on embadded industrial PC operated by Windows which is installed directly inside cleaning system. Process data are recorder to CSV or XML file on PC HDD.

PLC is ready ready for connection of Barcode Reader. Customer can choose standard DCT Barcode Reader (P/N 10123A) or use own Barcode Reader when DCT need to setup its setting (P/N 10123B).

Is possible to set customer's IP address and copy stored data from PC HDD to any device connected to customer's network. This version of Traceability not fulfill Industry 4.0 requirements.

P/N 10123 is always necessary to combine with some level of log file, due to requested type of data logged into CSV or XML file.

2. TRACEABILITY ONLINE, PC WIN, BARCODE READER, FILE + PC CONFIGURATION

10123 Traceability online, PC WIN, Barcode Reader, save CSV or XML file to PC HDD

→
BASIC
LEVEL

PART NUMBER:	NAME:
10123	TRACEABILITY ONLINE + PC WIN + BARCODE READER, SAVE CSV OR XML FILE TO PC HDD
	Not fulfill Industry 4.0 requirements
	Output is CSV or XML file stored on HDD of industrial PC installed in cleaning system
	Is possible to set customer's IP address
INCLUDE:	Installation and setup of embedded PC with Windows, ready for connection of Barcode Reader, user manual
NOT INCLUDE:	Barcode Reader, PC screen and SW support

→
OPTIONS

10123A	BARCODE READER HD-2 XENON
INCLUDE:	Barcode Reader, USB cable, holder, installation
REQUIRE:	Mandatory is to combine with P/N 10123I Barcode logging
10123B	CONNECTION OF CUSTOMER'S BARCODE READER
INCLUDE:	Connection and setting of customer's Barcode Reader
REQUIRE:	Delivery of customer's Barcode Reader to DCT Mandatory is to combine with P/N 10123I Barcode logging
10123C	BASIC PROCESS DATA LOG
	Set of basic process data logged to CSV or XML file
INCLUDE:	Program number, set process times, set temperatures, conductivity value, total cycle number
10123D	CLEANING PROCESS PRESSURE LOGGED TO CSV OR XML FILE
INCLUDE:	Average cleaning process pressure logged to CSV or XML file
10123E	PRE-RINSING PROCESS PRESSURE LOGGED TO CSV OR XML FILE
INCLUDE:	Average pre-rinsing process pressure
10123F	RINSING PROCESS PRESSURE LOGGED TO CSV OR XML FILE
INCLUDE:	Average rinsing process pressure logged to CSV or XML file
10123G	NUMBER OF CYCLES TO EXCHANGE
	Values of cycle counters to exchange process fluids and filters logged to CSV or XML file

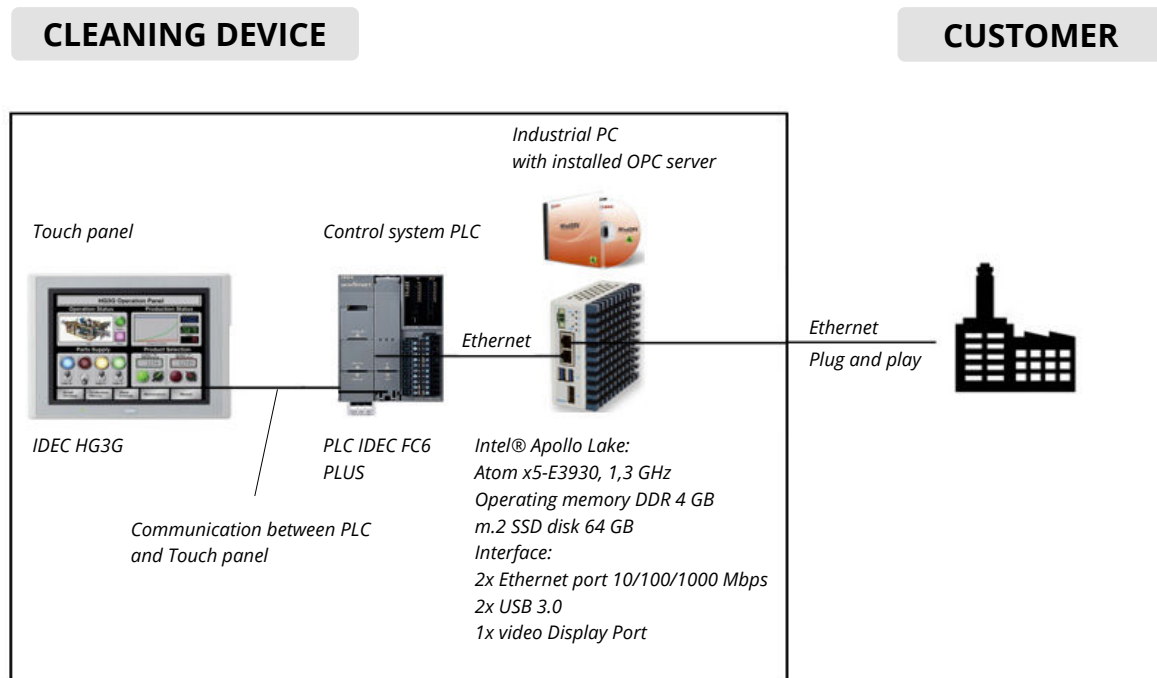
2. TRACEABILITY ONLINE, PC WIN, BARCODE READER, FILE + PC CONFIGURATION

10123 Traceability online, PC WIN, Barcode Reader, save CSV or XML file to PC HDD

10123I	BARCODE LOGGING
INCLUDE:	SW setup to be able to scan Barcodes before start of cleaning cycle
10123J	BLOCKING OF PROCESS START WITHOUT BARCODE SCANNING
INCLUDE:	SW setup to be able to choose if Barcode scanning is mandatory to start cleaning cycle
10123K	OPERATOR BARCODE SCANNING
INCLUDE:	SW setup to be able to choose if Operator Barcode scanning is mandatory to start cleaning cycle. Library with maximum 10 operator's Barcodes
	For higher amount of Barcodes is necessary to multiply this unit in quote/PO
10123L	SELECTION OF CLEANING PROGRAM BASED ON BARCODE
INCLUDE:	SW setup when cleaning program is automatically set due to scanned Barcode. Library with maximum 10 part's Barcodes
	For higher amount of Barcodes is necessary to multiply this unit in quote/PO
10124	1 SERVICE/PROGRAMMING HOUR OF DCT SOFTWARE ENGINEER
INCLUDE:	1 work hour of DCT SW engineer for adjustment or customizing of standard DCT traceability software

3. TRACEABILITY ONLINE, PC WIN, OPC SERVER CD, NO FILE

10127 Traceability online, PC WIN, OPC Server CD, no file



Highest level of DCT Traceability option fulfilling Industry 4.0 requirements, using online connection of cleaning system to customer's network thru KepServer software.

Output is not file but access to OPC client with online cleaning process data. Customer can use this data for all his own other Traceability operations.

KEPServer software is installed on embedded industrial WIN PC.

Is possible to set customer's IP address and system is ready connect to Oracle MES system. OPC client installation and setup is on customers site and is not part of delivery from DCT Czech.

P/N 10127 is always necessary to combine with KEPServer software installation and setup to embedded WIN PC (P/N 10127A) and some level of log file, due to requested type of data access.

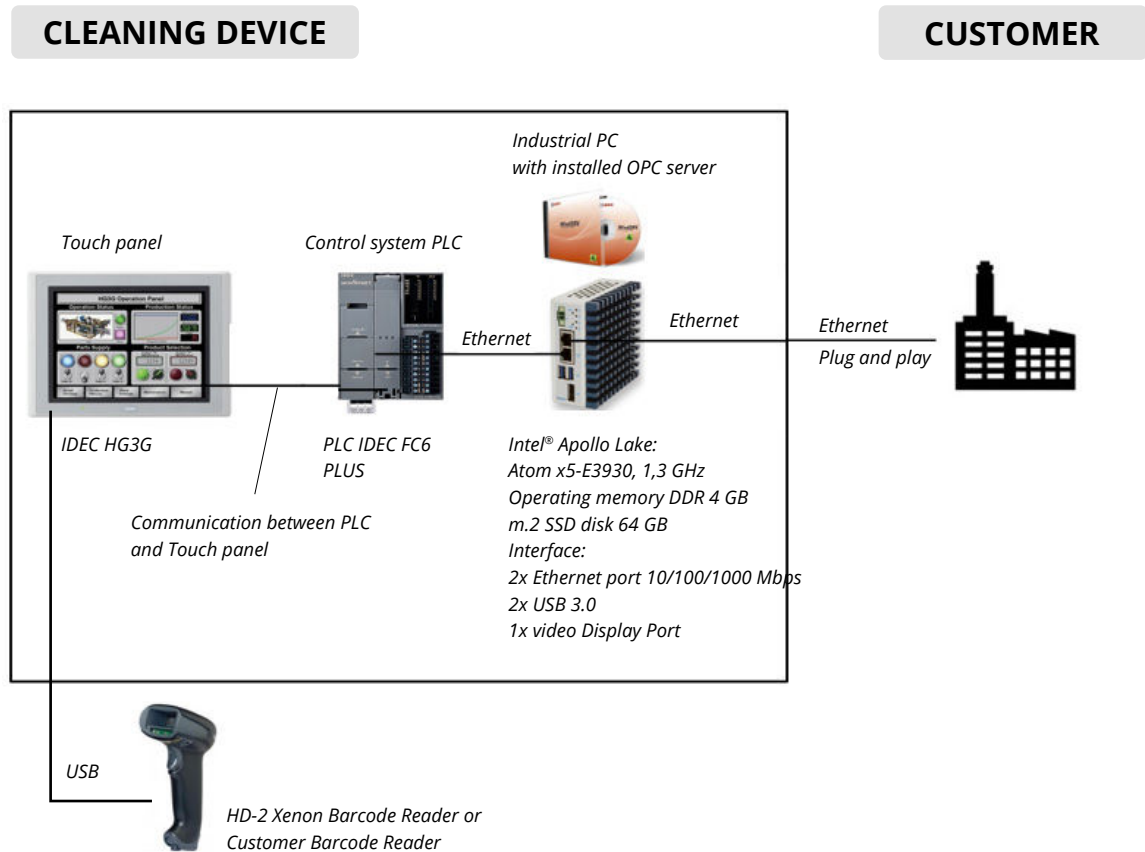
3. TRACEABILITY ONLINE, PC WIN, OPC SERVER CD, NO FILE

10127 Traceability online, PC WIN, OPC Server CD, no file

	PART NUMBER:	NAME:
→ BASIC LEVEL	10127	TRACEABILITY ONLINE + PC WIN + OPC SERVER SOFTWARE
		Fulfill Industry 4.0 requirements
		Output is not file but access to OPC client with online cleaning process data
		Is possible to set customer's IP address
		Ready connect to Oracle MES system
		INCLUDE: Manual for installation of OPC client + PC WIN
	NOT INCLUDE: PC screen and KEPServer/OPC client installation support	
→ OPTIONS	10127A	KEPSERVER SOFTWARE INSTALLATION AND SETUP TO EMBEDDED WIN PC
		INCLUDE: Include: KEPServer software installation and setup of connection between PLC and WIN PC
	10127B	BASIC PROCESS DATA ACCESS (OUTPUT IS NOT FILE, ONLY ONLINE DATA ACCESS)
		REQUIRE: Configuration of KEPServer software
		INCLUDE: Program number, set process times, set temperatures, conductivity value, total cycle number, open/close door status, failure status, total stop status
	10127C	EXTENSION OF BASIC PROCESS DATA ACCESS (OUTPUT IS NOT FILE, ONLY ONLINE DATA ACCESS)
		Configuration of KEPServer software
		Extension of next 10 addresses for online process data due to customer request
	10127D	INTERLOCKING - EXTENSION OF ADDRESSES FOR ONLINE DEVICE CONTROL
		Configuration of KEPServer software
		Adding addresses to control cleaning system from superior system
		INCLUDE: Max. 5 new addresses due to customer request
	FOR EXAMPLE: Exchange of cleaning program, switch ON/OFF of device, failure confirmation/delete, start/stop of cleaning process	

3. TRACEABILITY ONLINE, PC WIN, BARCODE READER, OPC SERVER CD, NO FILE

10129 Traceability online, PC WIN, Barcode Reader, OPC Server CD, no file



Highest level of DCT Traceability option fulfilling Industry 4.0 requirements, using online connection of cleaning system to customer's network thru KEPServer software.

Output is not file but access to OPC client with online cleaning process data. Customer can use this data for all his own other Traceability operations.

PLC is ready ready for connection of Barcode Reader. Customer can choose standard DCT Barcode Reader (P/N 10129A) or use own barcode reader when DCT need to setup its setting (P/N 10129C).

KEPServer software is installed on embedded industrial WIN PC.

Is possible to set customer's IP address and system is ready connect to Oracle MES system.

OPC client installation and setup is on customers site and is not part of delivery from DCT Czech.

P/N 10129 is always necessary to combine with some type of Barcode Reader (P/N 10129A or 10129C) and KEPServer software installation and setup to embedded WIN PC (P/N 10129D).

Also customer need to choose one of available level of data access (P/N 10129F or 10129G)

3. TRACEABILITY ONLINE, PC WIN, BARCODE READER, OPC SERVER CD, NO FILE

10129 Traceability online, PC WIN, Barcode Reader, OPC Server CD, no file

→
BASIC
LEVEL

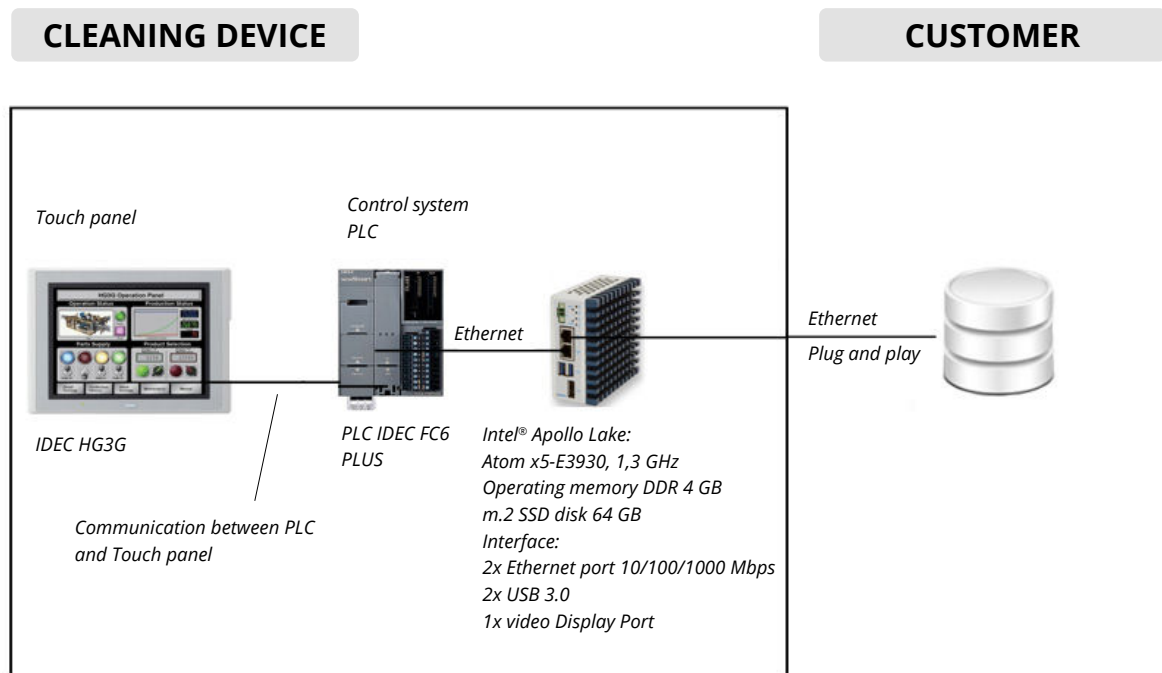
PART NUMBER:	NAME:
10129	TRACEABILITY ONLINE + PC WIN + BARCODE READER + OPC SERVER SW
	Fulfill Industry 4.0 requirements
	Output is not file but access to OPC client with online cleaning process data
	Is possible to set customer's IP address
	Ready connect to Oracle MES system
INCLUDE:	Ready for connection of Barcode Reader, manual for installation of OPC client + PC WIN
NOT INCLUDE:	PC screen, KEPServer/OPC client and installation support, installation of Barcode Reader

→
OPTIONS

10129A	BARCODE READER HD-2 XENON
INCLUDE:	Barcode Reader, USB cable, holder, installation
REQUIRE:	Mandatory is to combine with P/N 10129B Barcode logging
10129B	BARCODE LOGGING
10129C	CONNECTION OF CUSTOMER'S BARCODE READER
INCLUDE:	Connection and setting of customer's Barcode Reader
REQUIRE:	Delivery of customer's Barcode Reader to DCT Mandatory is to combine with P/N 10129B Barcode logging
10129D	KEPSERVER SOFTWARE INSTALLATION AND SETUP TO EMBEDDED WIN PC
INCLUDE:	KEPServer software installation and setup of connection between PLC and WIN PC
10129E	INTERLOCKING - EXTENSION OF ADDRESSES FOR ONLINE DEVICE CONTROL
	Configuration of KEPServer software
	Adding addresses to control cleaning system from superior system
INCLUDE:	Max. 5 new addresses due to customer request
FOR EXAMPLE:	Exchange of clenaing program, switch ON/OFF of device, failure confirmation/delete, start/stop of cleaning process
10129F	BASIC PROCESS DATA ACCESS (OUTPUT IS NOT FILE, ONLY ONLINE DATA ACCESS)
	Configuration of KEPServer software
INCLUDE:	Program number, set process times, set temperatures, conductivity value, total cycle number, open/close door status, failure status, total stop status
10129G	EXTENSION OF BASIC PROCESS DATA ACCESS (OUTPUT IS NOT FILE, ONLY ONLINE DATA ACCESS)
	Configuration of KEPServer software
	Extension of next 10 addresses for online process data due to customer request

4. TRACEABILITY ONLINE, PC WIN, CUSTOMER MES MODIFICATION, NO FILE

10151 Adaptation of the data format for possible storage in the customer's information system



Highest level of DCT Traceability option fulfilling Industry 4.0 requirements, using online connection of cleaning system to customer's information network. Output is not file but direct access to customer network thru TCP/IP protocol.

PLC is ready ready for connection of Barcode Reader. Customer can choose standard DCT Barcode Reader (P/N 10129A) or use own Barcode Reader when DCT need to setup its setting (P/N 10129C).

Is possible to set customer's IP address and system is ready connect to Oracle MES system.

From the customer's parent system is possible to control cleaning system (start/stop, reset, choose the program etc.) Final price of this solution is always calculate individually and need to be confirmed by DCT.

4. TRACEABILITY ONLINE, PC WIN, CUSTOMER MES MODIFICATION, NO FILE

10151 Adaptation of the data format for possible storage in the customer's information system

→
BASIC
LEVEL

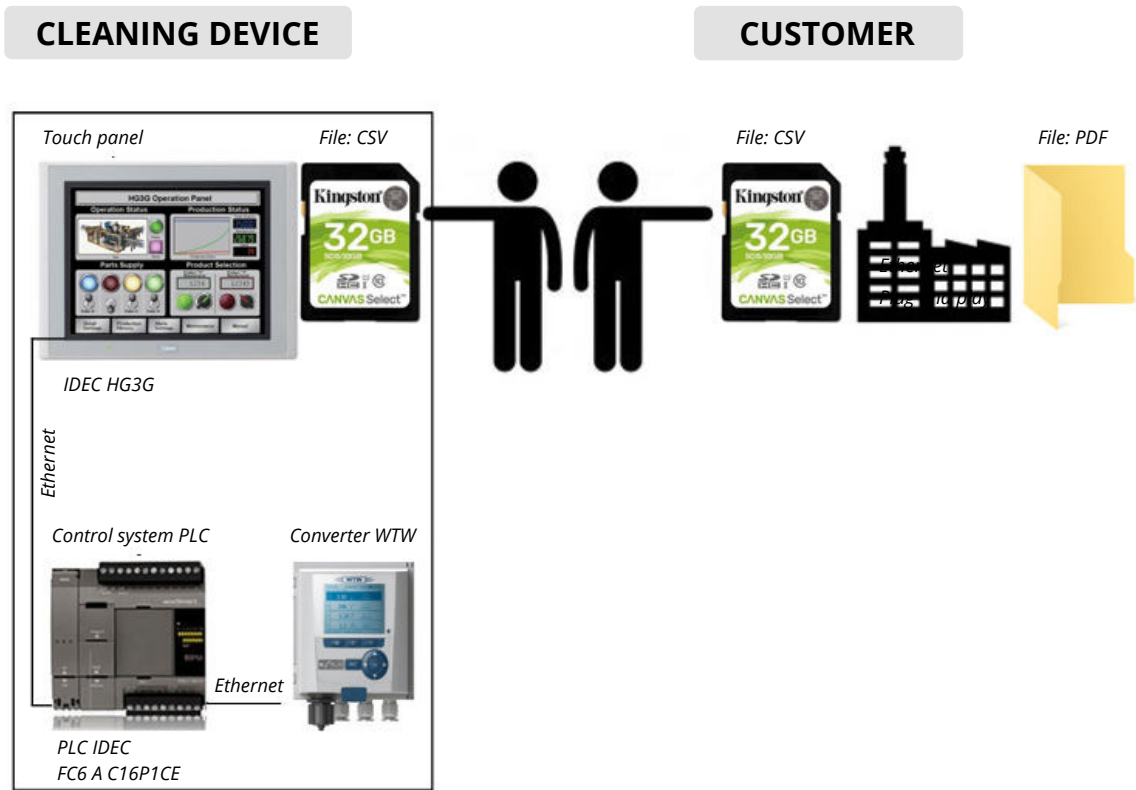
PART NUMBER:	NAME:
10151	TRACEABILITY ONLINE, PC WIN, CUSTOMER MES MODIFICATION, NO FILE
	Fulfill Industry 4.0 requirements
	Output is not file but direct access to customer network thru TCP/IP protocol
	Is possible to set customer's IP address
	Ready connect to Oracle MES system
INCLUDE:	Installation and setup of embedded PC with Windows, ready for connection of Barcode, ready for connection of data from cleaning system to customer's information system
NOT INCLUDE:	Barcode Reader, PC monitor and SW support

→
OPTIONS

10151A	CUSTOMER MES SYSTEM ANALYSIS
REQUIRE:	Specification of customer's MES system, communication protocol and customer's requirements
10151B	CUSTOMIZED PROGRAMING, PRICE PER HOUR
INCLUDE:	Programming of software application due to customer's request
10151C	PROGRAM IMPLEMENTATION FOR THE CUSTOMER, PRICE PER HOUR
INCLUDE:	Debugging software at the customer after installation of the machine
NOT INCLUDE:	Travel and accommodation costs

5. TRACEABILITY ROSE, SD CARD, FILE

10131 Traceability ROSE offline, CSV file to SD card



Not fulfill Industry 4.0 requirements.

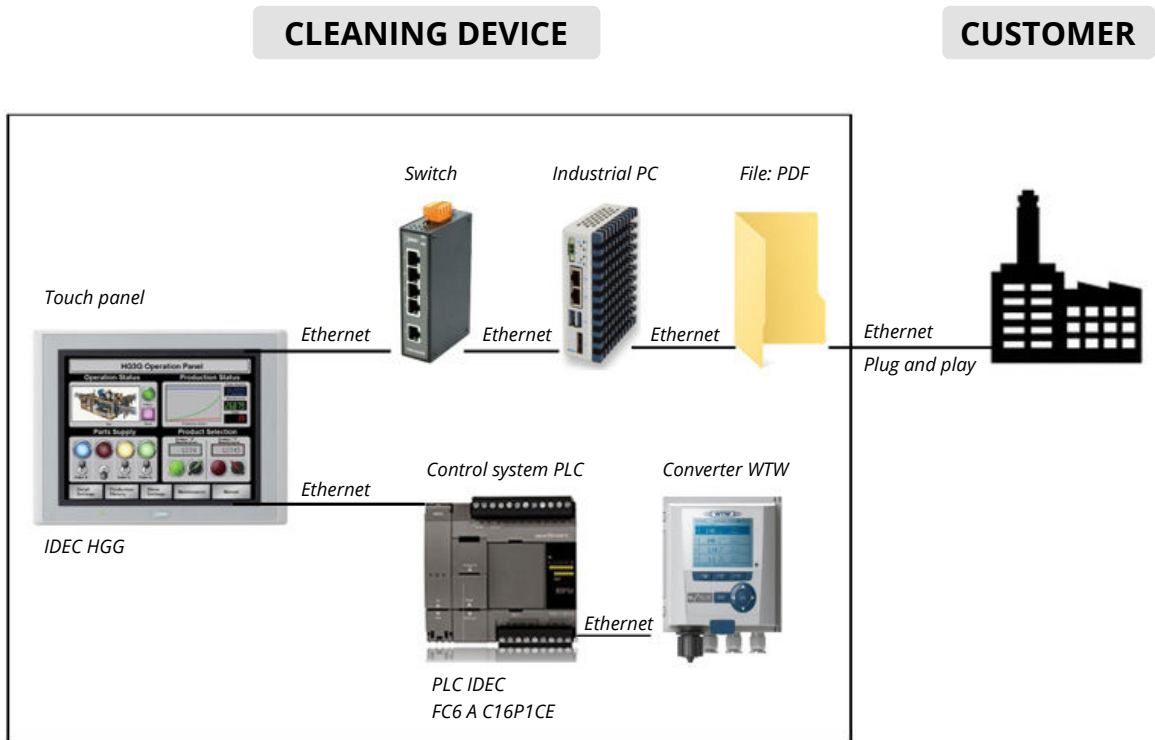
DCT ROSE tester is also possible to equip with different levels of Traceability due to customer request and is possible to choose variety of options listed bellow to fulfill all different project requirements.

→
BASIC
LEVEL

PART NUMBER:	NAME:
10131	TRACEABILITY FOR ROSE OFFLINE, SAVE CSV FILE TO TOUCH SCREEN SD CARD
	Not fulfill Industry 4.0 requirements
	Output is CSV file stored on SD in touch screen
	Not possible to connect cleaning system to intranet or PC
	CSV file is possible to copy from SD card to USB flash disc and create PDF report with ROSE VIEW software on customer's PC.
INCLUDE:	SD card, user manual, ROSE VIEW software for PC
NOT INCLUDE:	PC WIN

5. TRACEABILITY ROSE ONLINE, PC WIN, FILE

10132 Traceability ROSE online, PC WIN, save PDF file to PC HDD



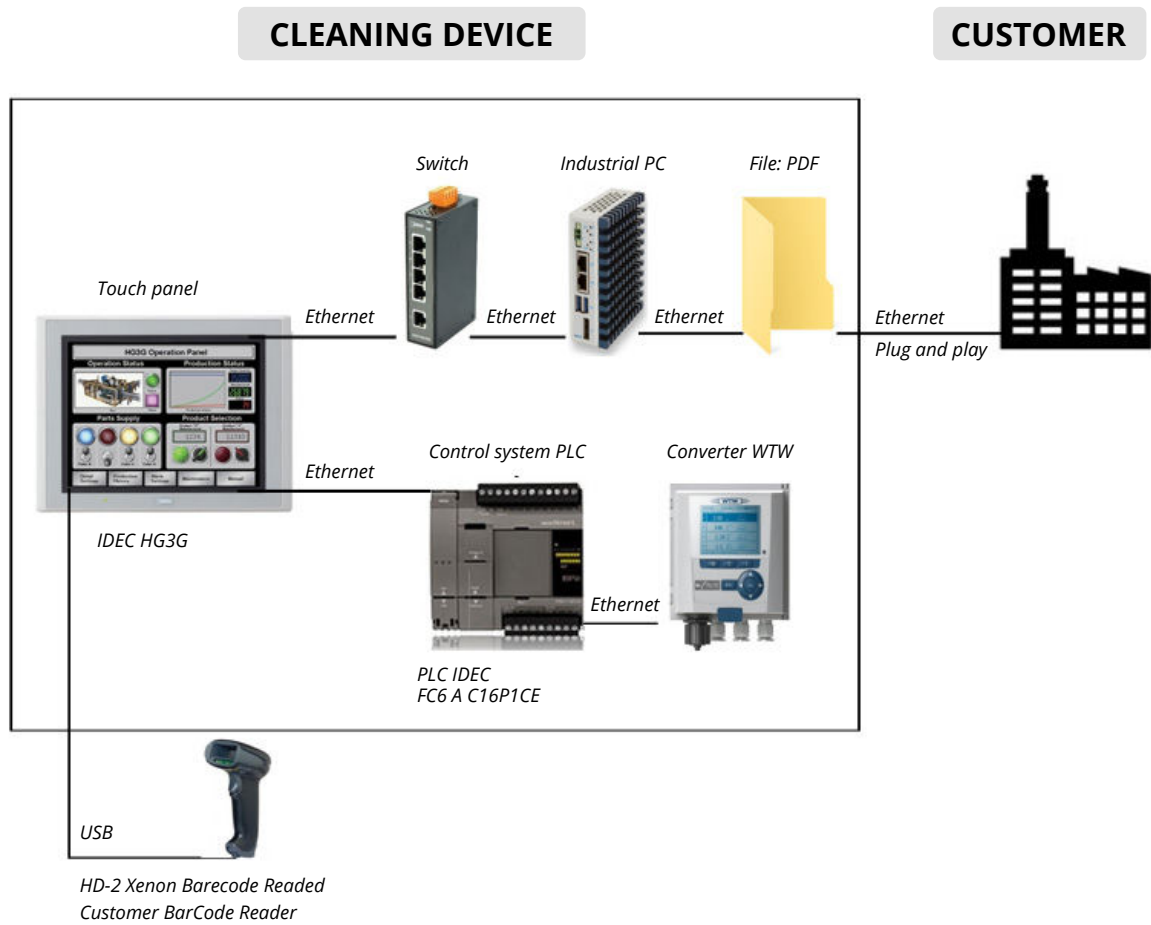
PART NUMBER: NAME:

→
BASIC
LEVEL

10132	TRACEABILITY FOR ROSE ONLINE + PC WIN, SAVE PDF FILE TO PC HDD
	Not fulfill Industry 4.0 requirements
	Output is PDF file stored on HDD of industrial PC installed in ROSE tester
	Is possible to set customer's IP address
INCLUDE:	Installation and setup of embedded PC with Windows, user manual
NOT INCLUDE:	PC screen and SW support

5. TRACEABILITY ROSE ONLINE, BARCODE READER, PC WIN, FILE

10133 Traceability ROSE online, Barcode Reader, PC WIN, save PDF file to PC HDD



5. TRACEABILITY ROSE ONLINE, BARCODE READER, PC WIN, FILE

10133 Traceability ROSE online, Barcode Reader, PC WIN, save PDF file to PC HDD

	PART NUMBER:	NAME:	
→ BASIC LEVEL	10133	TRACEABILITY FOR ROSE ONLINE + PC WIN + BARCODE READER, SAVE PDF FILE TO PC HDD	
		Not fulfill Industry 4.0 requirements	
		Output is PDF file stored on HDD of industrial PC installed in ROSE tester	
		Is possible to set customer's IP address	
	INCLUDE:	Installation and setup of embedded PC with Windows, ready for connection of Barcode Reader, user manual	
	NOT INCLUDE:	Barcode Reader, PC screen and SW support	
→ OPTIONS	10133A	BARCODE READER HD-2 XENON	
	INCLUDE:	Barcode Reader, USB cable, holder, installation	
	10133C	CONNECTION OF CUSTOMER'S BARCODE READER	
	INCLUDE:	Connection and setting of customer's Barcode Reader	
	REQUIRE:	Delivery of customer's Barcode Reader to DCT	
	10133E	BARCODE LOGGING	
	INCLUDE:	SW setup to be able to scan Barcodes before start of cleaning cycle	
	10133F	OPERATOR BARCODE SCANNING	
	INCLUDE:	SW setup to be able to choose if Operator Barcode scanning is mandatory to start cleaning cycle. Library with maximum 10 operator's Barcodes	
		For higher amount of Barcodes is necessary to multiply this unit in quote/PO	

6. TECHNICAL PARAMETRES



Type of PLC: For cleaning system	PLC IDEC FC6A-D16P1CEE
Type of PLC: For ROSE	PLC IDEC FC6A-C16P1CE
Type of Barcode Reader	Honeywell 1900GHD-2
Type of industrial PC WIN	Intel® Apollo Lake: Atom x5-E3930, 1,3 GHz
	Operating memory 4 GB DDR, SSD disk 64 GB
	2x Ethernet port 10/100/1000 Mbps
	2x USB 3.0
	1x video Display Port
	Microsoft Windows 10 IoT Enterprise 2019 64bit
Type of OPC Server software	KEPServerEX (free demo available on www.kepware.com)

Date of issue: **7/2020**

For more information you can contact DCT specialist in your country or the manufacturer directly.

DCT Czech s.r.o., Tovární 85, 679 21 Černá Hora, Czech republic
e-mail: info@dct.cleaning